

Patient Safety for Radiation Oncology & Radiology

The Patient's Perspective


Ian Roos

Consumer Member Tripartite Committee

ROSIS Workshop 3 September 2014

SCOPE


Radiation Oncology



Physical Safety



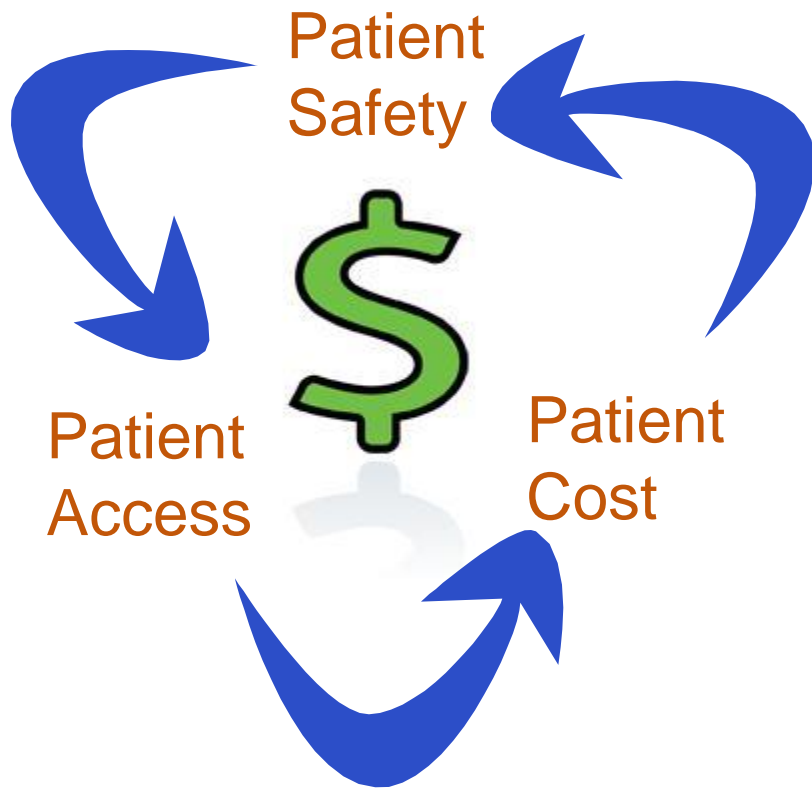
Treatment Safety



Psychological Safety

Diagnostic Radiology

The Grind of the Economic Imperative



Constant economic pressure towards ‘greater productivity’ can threaten:

- Patient Safety
- Patient Access
- Patient Cost


They are interrelated.

Physical Safety

- ❖ Safe physical environment
- ❖ Clear and concise instructions following treatment
- ❖ Getting on and off couch
- ❖ Supportive during and care following treatment



Treatment Related Safety



A patients we assume:

- ❖ Right Dose
- ❖ Right Place
- ❖ Right Time

And that you get it right!

However there are some things you do not control

What's a few more milli-Sieverts between Friends?



- ❖ Multiple CT Scans
- ❖ Nuclear Medicine Scans
 - MUGA
 - Renal Scans
 - Bone Scans
 - PET Scans
- ❖ CT Guided biopsy

Psychological Safety

- ❖ Fear
- ❖ Anxiety
- ❖ Dignity
- ❖ Modesty



Summary



In Both Diagnostic Radiology and Radiation Therapy:

- There are Quality and Safety Issues
- There are also patient well being issues
- Patients need to understand both and be informed